

Scaled data based on original data using
LM-79-08 Approved Method: Electrical and Photometric Measurements of Solid-
State Lighting Products

Test Report Prepared for
Cooper Lighting Solutions
(formerly Eaton)

Brand: McGRAW-EDISON

Report Number: P382131

Luminaire Tested: **TT-D3-740-U-5MQ-PM**

Issue Date: 2/12/2020

Test Information

Test Method: LM-79-08
Report Number: P382131
TEST IS SCALED FROM IESNA LM-79-08 TEST DATA (G3-1908-473-16)
Test Lab: INNOVATIONS CENTER
Issue Date: 2/12/2020
Manufacturer: COOPER LIGHTING SOLUTIONS (FORMERLY EATON)
Product Line: McGRAW-EDISON
Catalog Number: TT-D3-740-U-5MQ-PM
Description: TOPTIER LED SITE LUMINAIRE
4000K, 70 CRI LEDS AND MEDIUM DISTRIBUTION
Light Source: -
Ballast/Driver: ELECTRONIC DRIVER

Summary

Lumens per Lamp: N/A
Luminaire Lumens: 6722.9 lumens
Efficiency: N/A
Efficacy: 142.4 lumens/watt
Luminous Opening: Circular (Dia: 1.12' x H: 0')
IES Classification: Type V - Short
BUG Rating: B3 - U0 - G2

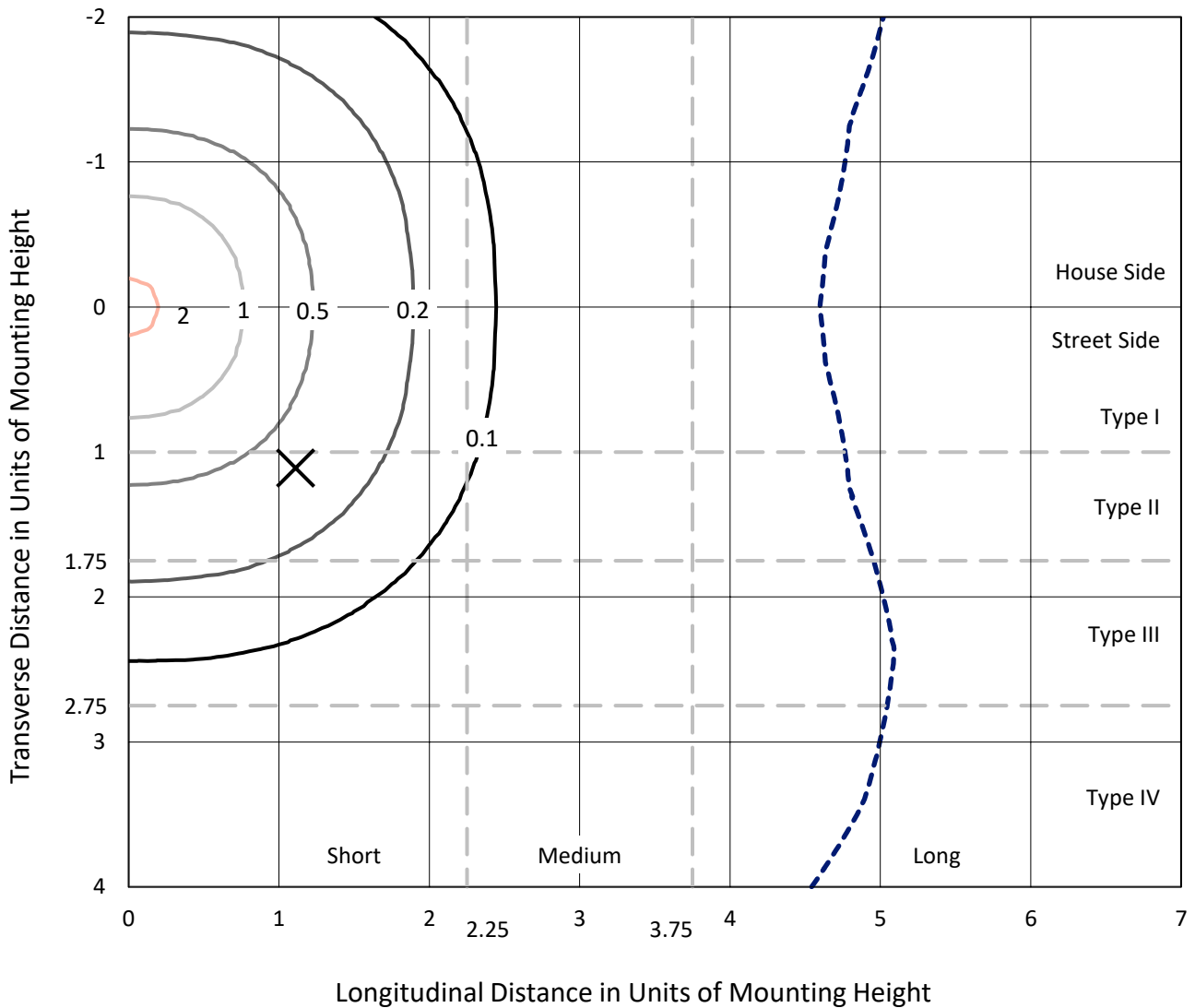
Input Watts (W): 47.2
Input Voltage (V): NR
Input Current (Ain): NR
Voltage Rise (V): NR
Power Factor: NR
Total Harmonic Distortion (THDi): NR
Frequency (hertz): 60
Stabilization Time: NR
Operation Time: NR
Ambient Temperature (°C): NR
Test Distance: 28.75 FT



REPORT NUMBER: P382131
 CATALOG NUMBER: TT-D3-740-U-5MQ-PM

Iso-Footcandle Lines of Horizontal Illumination

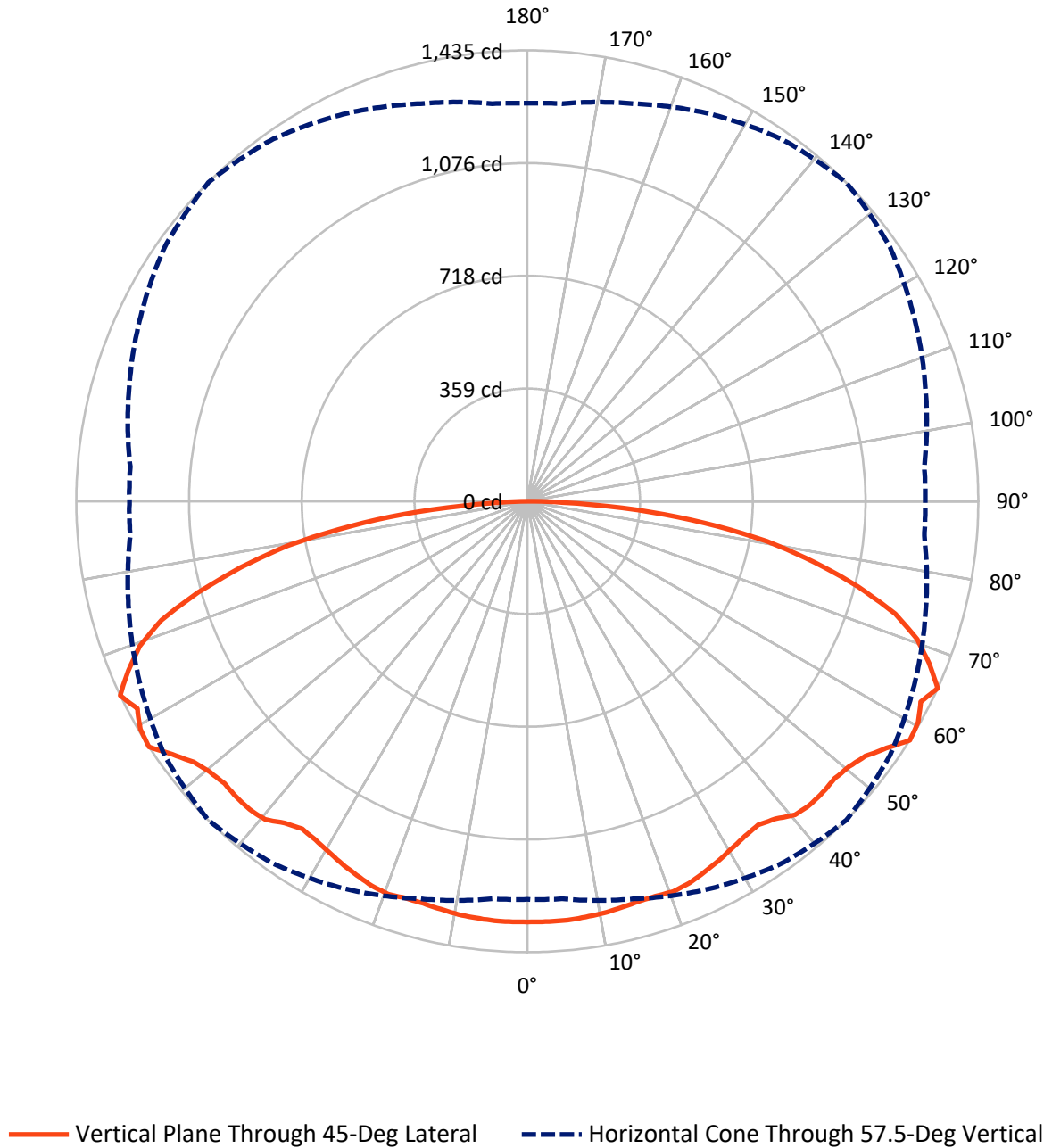
✕ Max cd
 - - - 1/2 Max cd



Based on 25 foot mounting height. Maximum calculated value = 2.1 fc
 Type V - Short - N/A

REPORT NUMBER: P382131
CATALOG NUMBER: TT-D3-740-U-5MQ-PM

Luminous Intensity Polar Plot



REPORT NUMBER: P382131

CATALOG NUMBER: TT-D3-740-U-5MQ-PM

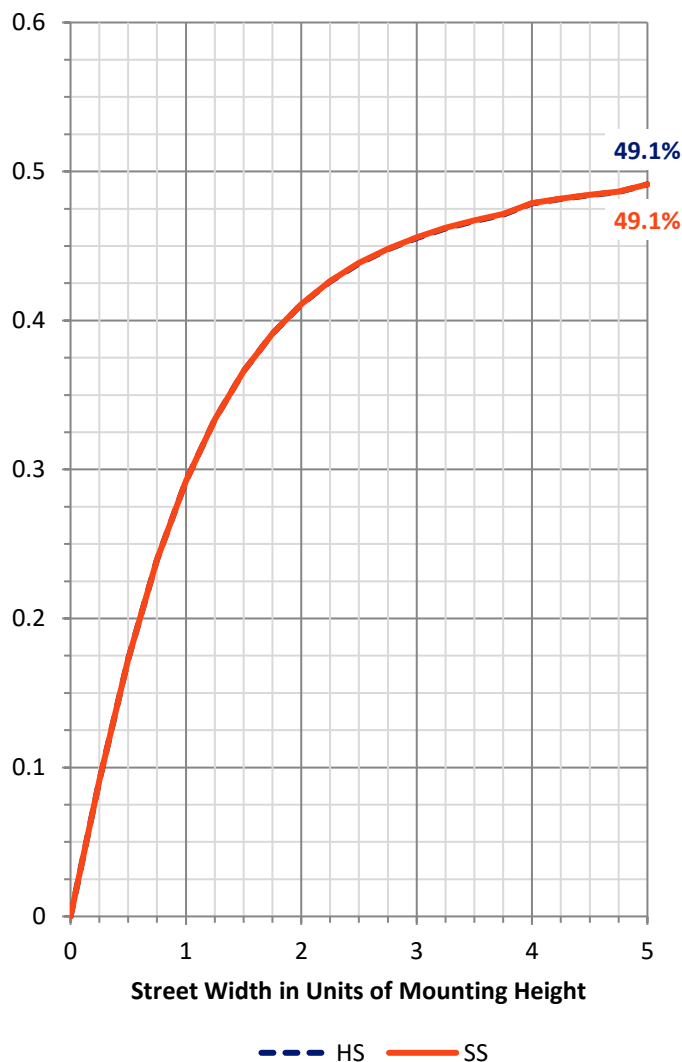
FLUX DISTRIBUTION:

		Downward	Upward	Total
House Side	Lumens	3361.5	0.0	3361.5
	% Fixture	50.0	0.0	50.0
Street Side	Lumens	3361.5	0.0	3361.5
	% Fixture	50.0	0.0	50.0
Total	Lumens	6722.9	0.0	6722.9
	% Fixture	100.0	0.0	100.0

ZONAL LUMENS:

Zone	Lumens	% Fixture
0°-10°	127.6	1.9
10°-20°	375.3	5.6
20°-30°	603.0	9.0
30°-40°	796.1	11.8
40°-50°	996.0	14.8
50°-60°	1184.7	17.6
60°-70°	1284.9	19.1
70°-80°	1022.8	15.2
80°-90°	332.5	4.9
90°-100°	0.0	0.0
100°-110°	0.0	0.0
110°-120°	0.0	0.0
120°-130°	0.0	0.0
130°-140°	0.0	0.0
140°-150°	0.0	0.0
150°-160°	0.0	0.0
160°-170°	0.0	0.0
170°-180°	0.0	0.0
0°-90°	6722.9	100.0
0°-180°	6722.9	100.0

Coefficient of Utilization

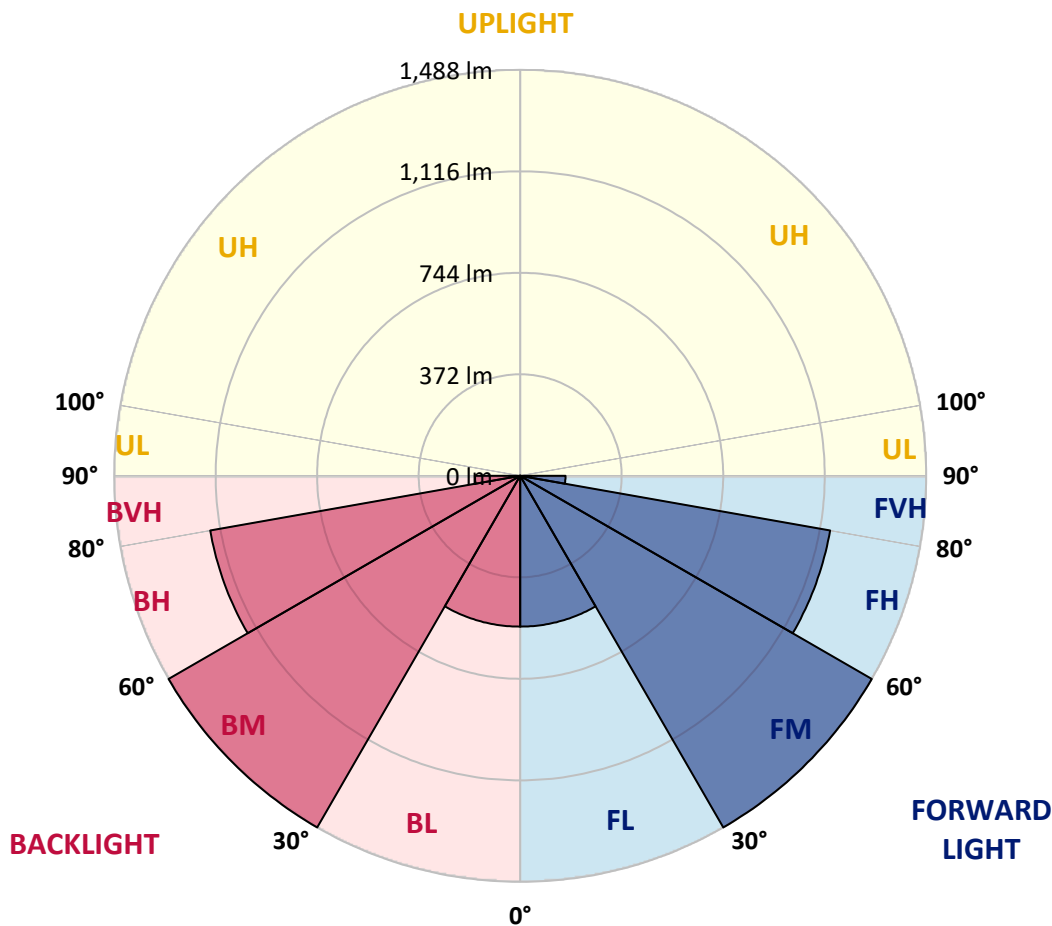


REPORT NUMBER: P382131
 CATALOG NUMBER: TT-D3-740-U-5MQ-PM

LUMINAIRE CLASSIFICATION SYSTEM LUMEN TABLE AND BUG RATING:

Zone	Lumens	% Fixture	Zone Rating/Lumen Limit		
			B	U	G
FL (0°-30°)	553.0	8.2			
FM (30°-60°)	1488.4	22.1			
FH (60°-80°)	1153.8	17.2			G1/1800
FVH (80°-90°)	166.2	2.5			G2/225
BL (0°-30°)	553.0	8.2	B2/1000		
BM (30°-60°)	1488.4	22.1	B2/2500		
BH (60°-80°)	1153.8	17.2	B3/2500		G1/1800
BVH (80°-90°)	166.2	2.5			G2/225
UL (90°-100°)	0.0	0.0		U0/0	
UH (100°-180°)	0.0	0.0		U0/0	

BUG Rating: B3-U0-G2
 Type V Short





REPORT NUMBER: P382131
 CATALOG NUMBER: TT-D3-740-U-5MQ-PM

CANDELA DISTRIBUTION (FULL):

	0°	5°	15°	25°	35°	45°	55°	65°	75°	85°	90°
0°	1339	1339	1339	1339	1339	1339	1339	1339	1339	1339	1339
2.5°	1341	1340	1341	1340	1340	1339	1340	1340	1340	1340	1340
5°	1340	1339	1339	1340	1339	1339	1339	1339	1339	1339	1339
7.5°	1336	1336	1337	1336	1336	1336	1336	1336	1336	1337	1337
10°	1333	1332	1333	1333	1332	1333	1332	1333	1333	1333	1333
12.5°	1329	1328	1329	1329	1328	1327	1328	1328	1329	1329	1329
15°	1322	1322	1324	1323	1323	1322	1324	1323	1322	1323	1323
17.5°	1317	1317	1319	1321	1321	1321	1321	1320	1318	1319	1317
20°	1318	1319	1320	1323	1325	1326	1326	1323	1320	1321	1320
22.5°	1315	1314	1315	1317	1320	1320	1320	1316	1315	1314	1314
25°	1303	1303	1305	1307	1309	1308	1309	1307	1305	1303	1303
27.5°	1289	1289	1292	1294	1296	1296	1295	1293	1292	1290	1289
30°	1275	1275	1278	1280	1283	1282	1282	1279	1276	1274	1274
32.5°	1260	1259	1262	1267	1271	1271	1271	1265	1261	1259	1258
35°	1247	1247	1251	1260	1265	1265	1263	1259	1250	1247	1247
37.5°	1243	1246	1257	1270	1280	1282	1279	1268	1256	1247	1244
40°	1256	1259	1273	1294	1309	1312	1309	1293	1272	1258	1257
42.5°	1258	1260	1277	1301	1315	1320	1315	1299	1276	1259	1258
45°	1251	1252	1272	1297	1314	1320	1314	1295	1271	1252	1251
47.5°	1242	1244	1266	1292	1313	1317	1312	1291	1264	1245	1242
50°	1235	1241	1261	1290	1315	1327	1315	1287	1260	1239	1235
52.5°	1239	1241	1267	1308	1342	1347	1341	1308	1265	1241	1238
55°	1251	1260	1288	1347	1378	1387	1374	1345	1289	1260	1251
57.5°	1267	1270	1310	1362	1408	1435	1409	1361	1313	1268	1266
60°	1254	1245	1295	1356	1418	1429	1414	1357	1293	1244	1253
62.5°	1219	1225	1266	1350	1393	1405	1389	1350	1264	1230	1216
65°	1191	1227	1272	1332	1401	1435	1402	1330	1274	1221	1188
67.5°	1152	1159	1226	1300	1362	1379	1361	1301	1220	1154	1159
70°	1086	1076	1144	1230	1289	1316	1291	1226	1141	1074	1083
72.5°	977	983	1046	1137	1198	1224	1199	1130	1044	989	983
75°	863	870	931	1014	1076	1087	1080	1009	933	869	863
77.5°	733	740	790	881	918	935	920	886	788	739	731
80°	589	587	631	709	755	774	755	711	629	591	578
82.5°	421	423	464	518	562	568	559	523	460	428	410
85°	234	243	273	313	342	352	337	303	272	247	239
87.5°	56	61	71	90	101	111	101	94	67	61	56
90°	0	0	0	0	0	0	0	0	0	0	0

(END OF REPORT)